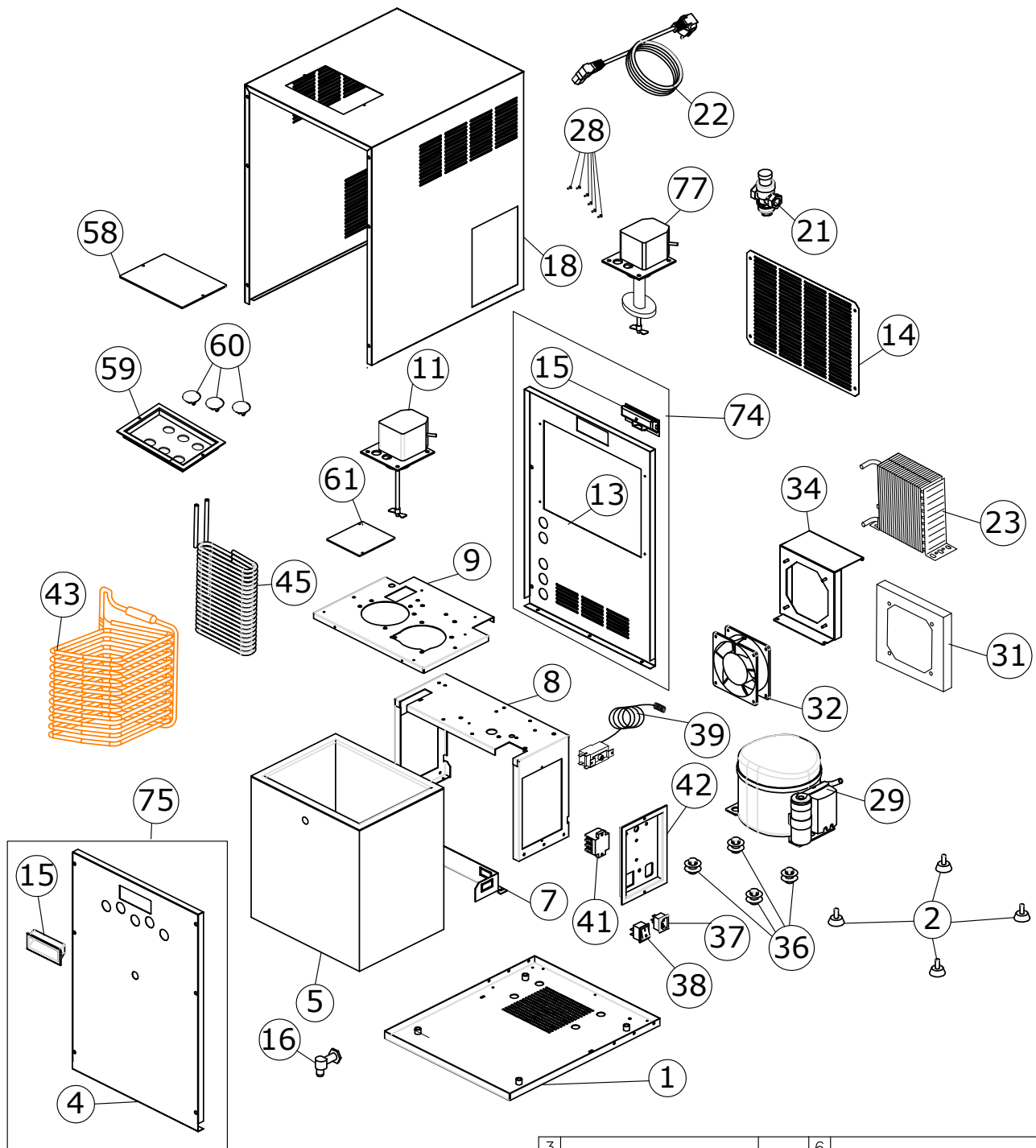


RESERVEDELER COSMETAL NIAGARA IN 65



NIAGARA IN 65 IB AC R134a & R290

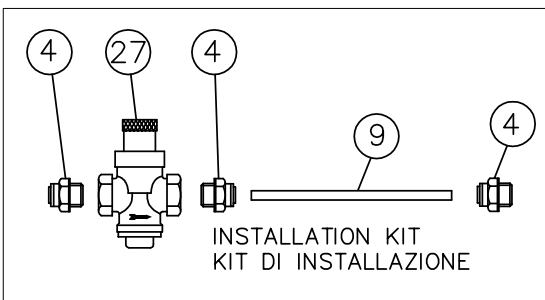
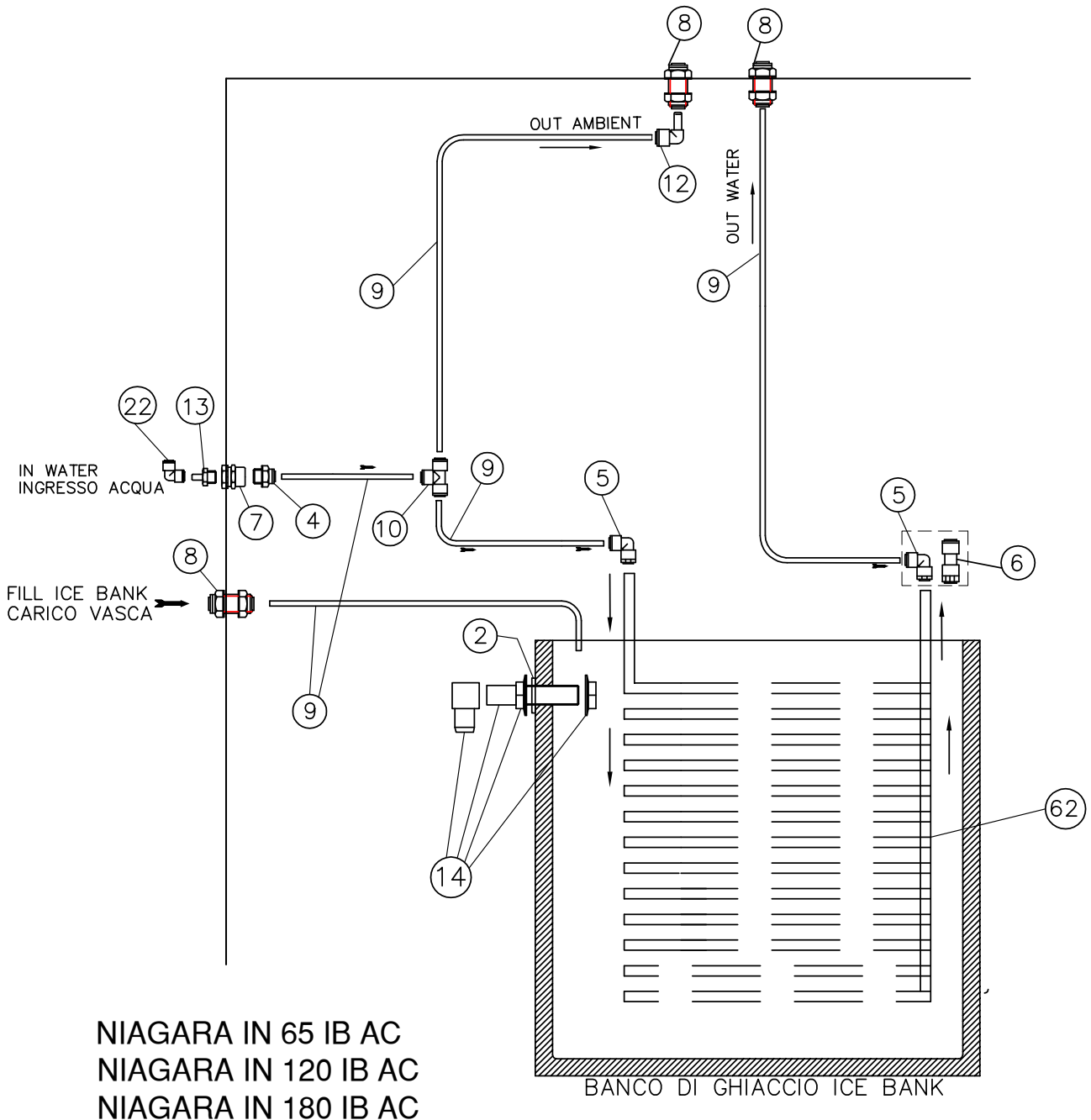


3			6		
2			5		
1			4		
Rev.	Variazione	Data Rev.	Variazione	Data	
Macchina/e e Modello/i.			NIAGARA IN 65 IB AC R134a & R290		Data. 08-01-2024
Dis. n°.	Scala.	Descrizione Particolare.			
Codice. --		Formato.	EXPLODED DIAGRAM		
Materiale.					
Trattamento.					
Disegnato da. M.S.			Note.		
Nome File .DWG.					

Beskrivelse

POS:	COSMETAL	CELLI	DESCRIPTION
1	303525	303525	Base Niagara IN 65
2	271999	271999	Adjustable foot
4	225982	225982	Front panel for plastic handle
5	280676	280676	Ice bank
7	303983	303983	Bracket for fixing of ice bank
8	303935	303935	Bracket for condenser
9	303936	303936	Ice bank cover
11	17613010	208172	Agitator 230/1/50 for Niagara 65 (short)
13	304172	304172	Rear panel for plastic handle
14	305476	305476	Aeration grille
15	305702	305702	Plastic handle
16	2521432	304380	Drainage fitting
18	303932	303932	Cabinet of Niagara 65 IN
21	2521515	208200	Water pressure reducer including fittings 8 mm
22	3821718	306071	Shuko power cord 2m, 3 x 0,75
23	1601127	031358	Condenser for Niagara 65 R134a
	83615	83615	Condenser double layer for Niagara 65 R290
28	271992	271992	Stainless steel screw M4x10
29	1581181	208940	Compressor TL4G 230/1/50 for R134
	213501	213501	Compressor B38G 230/1/50 for R134a
	077967	077967	Compressor TL3CN 230/1/50 for R290
31	303975	303975	Conveyor for Niagara 65 R134a
32	1761101603	208080	Condenser fan 120x120x38 230/1/50
34	303546	303546	Conveyor for Niagara 65 R290
36	272026	272026	Anti-vibration plate for compressor
37	3824515	040963	IEC power connector
38	3822714	208160	Main switch green for R134a
	215789	215789	Main switch black for R290
39	3824929	207955	Thermostat for ice bank R134a
	306645	306645	Thermostat for ice bank R290
41	306552	306552	Terminal block PA80-81
42	305381	305381	Side panel plastic
43	302639	302639	Evaporator for R134a
	302754	302754	Evaporator for R290
45	1601327	302636	Water coil in stainless steel
	302713	302713	Water coil in copper
58	305652	305652	Plastic plate for closure
59	305384	305384	Plastic plate with six holes
60	304691	304691	Plastic closure
61	303963	303963	Metal cover for hole
74	308242	308242	Rear panel complete with plastic handle (standard)
75	308241	308241	Front panel complete with plastic handle
77	301878	301878	Agitator optional with recirculation pump 230/1/50

NIAGARA IN 65-120-180 IB AC



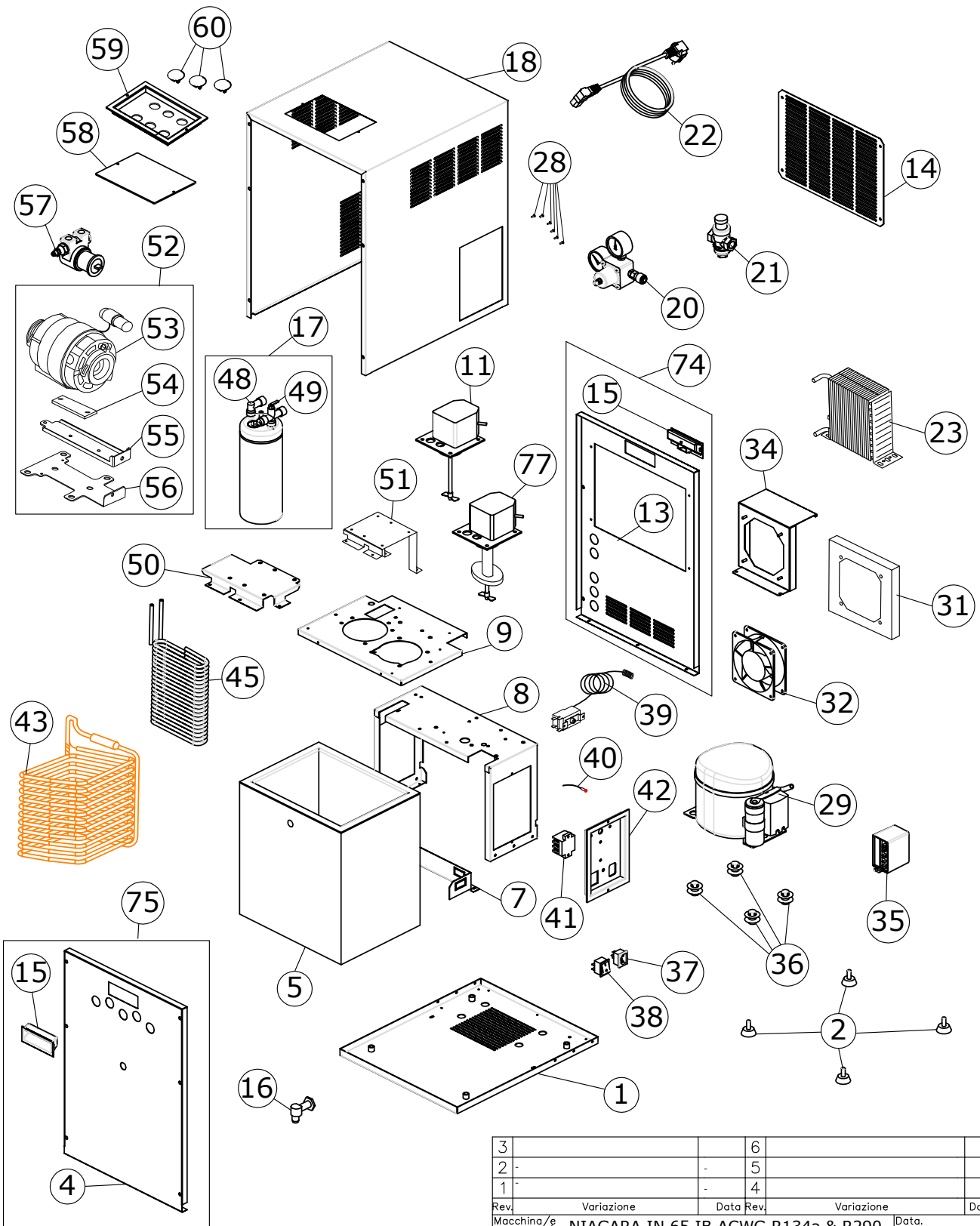
3		6	
2		5	
1		4	
Rev.	Variazione	Data Rev.	Variazione
Macchina/e e Modello/i.	NIAGARA IN 65-120-180 IB AC		Data.
Dis. n°.	Scala.	Descrizione Particolare.	HYDRAULIC DIAGRAM
Codice.	Formato.	Materiale.	
		Treatmento.	Note.
		Nome File .DWG.	


QUESTO DISEGNO E' TUTELATO DALLE LEGGI SUL COPYRIGHT - TRASGRESSORI SARANNO PERSEGUITI A NORMA DI LEGGE

Beskrivelse

POS:	COSMETAL	CELLI	DESCRIPTION
2	2661711	304953	Gasket
4	2521360	007363	Straight adaptor 3/8M-8 PM010813E
5	2521433	039747	Elbow super seal 5/16 SM030808S
6	056183	056183	Straight super seal 5/16 SM040808S
7	2521412	304365	Bulkhead connector brass 3/8FF
8	2521371	007444	Bulkhead connector 8-8 PM1208E
9	2801363	088113	Tube 8 mm LLDPE
10	2521364	046156	TEE JG8 PM0208E
12	EW-PM220808E	046469	Stem elbow 8-8 PM220808E
13	2521363	007446	Straight fitting 3/8-stem - 8M PM050813E
14	2521432	304380	Drainage fitting
22	2521367	067392	Equal elbow 8-8 PM0308E
27	2521515	208095	Water pressure reducer
28	053845	053845	Clip 5/16
62	302636	302636	Stainless steel water coil Niagara 65

NIAGARA IN 65 IB ACWG R134a & R290



3		6	
2	-	5	
1	-	4	
Rev.	Variazione	Data Rev.	Variazione
Macchina/e e Modello/i. NIAGARA IN 65 IB ACWG R134a & R290			Data. 08-01-2024
Dis. n°	Scala.	Descrizione Particolare. EXPLODED DIAGRAM	
Codice. --	Formato.	Materiale.	
		Trattamento.	
		Disegnato da. M.S.	Note.
		Nome File .DWG.	

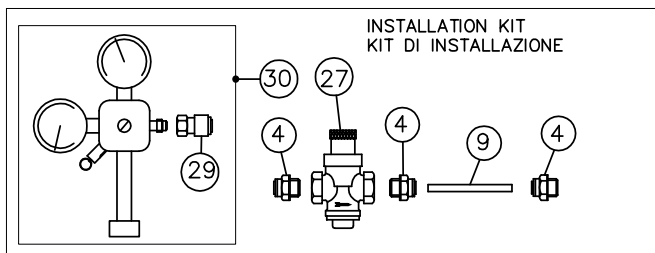
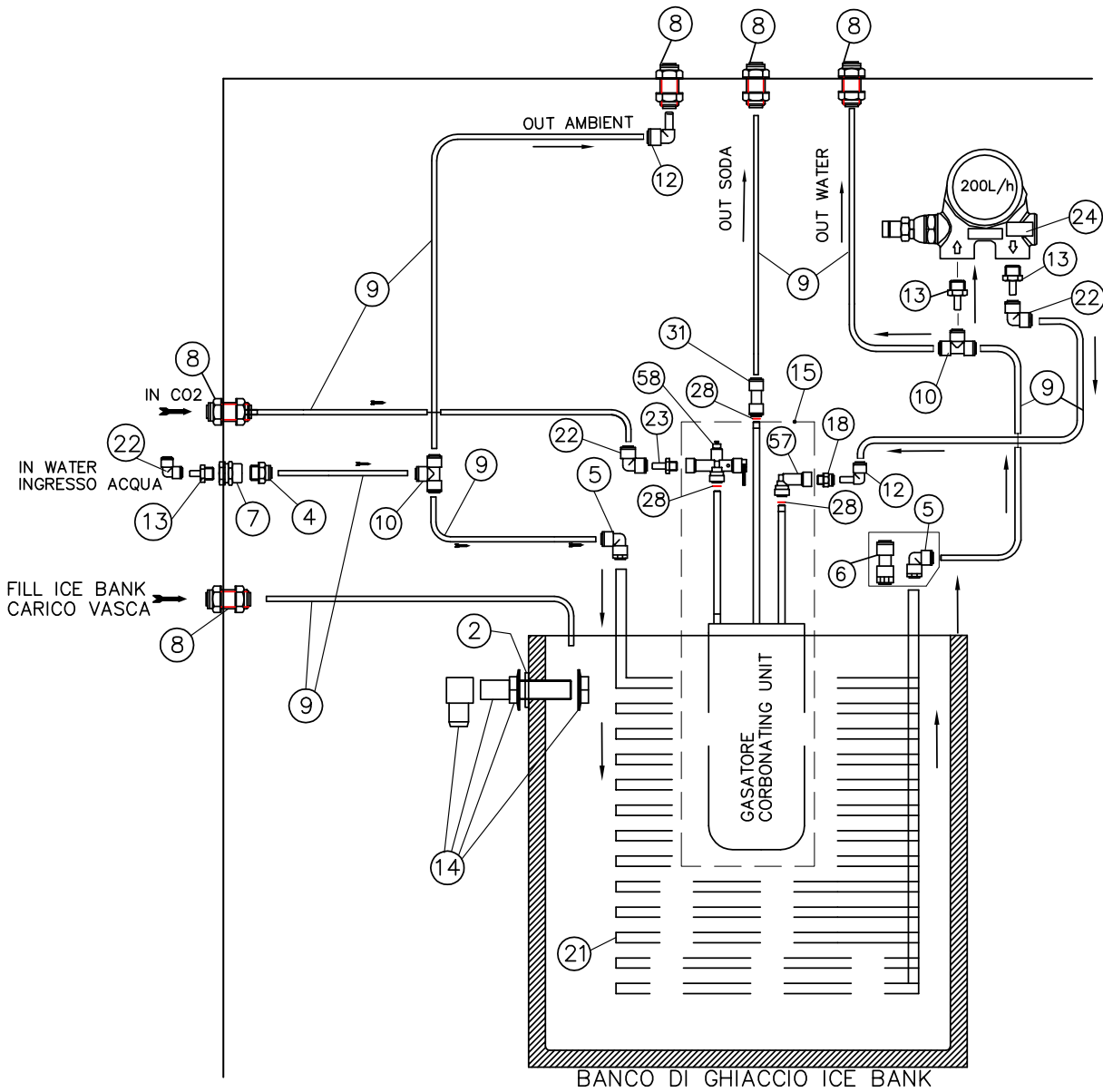
Beskrivelse

POS:	COSMETAL	CELLI	DESCRIPTION
1	303525	303525	Base Niagara IN 65
2	271999	271999	Adjustable foot
4	225982	225982	Front panel for plastic handle
5	280676	280676	Ice bank
7	303983	303983	Bracket for fixing of ice bank
8	303935	303935	Bracket for condenser
9	303936	303936	Ice bank cover
11	17613010	208172	Agitator 230/1/50 for Niagara 65 (short)
13	304172	304172	Rear panel for plastic handle
14	305476	305476	Aeration grille
15	305702	305702	Plastic handle
16	2521432	304380	Drainage fitting
17	82781169	308960	Carbonator complete 1l included probe with brackets
18	303932	303932	Cabinet of Niagara 65 IN
20	090026	222758	CO2 pressure reducer including fitting 8 mm
21	2521515	208200	Water pressure reducer including fittings 8 mm
22	3821718	306071	Shuko power cord 2m, 3 x 0,75
23	1601127 83615	031358 83615	Condenser for Niagara 65 R134a Condenser double layer for Niagara 65 R290
28	271992	271992	Stainless steel screw M4x10
29	1581181 213501 077967	208940 213501 077967	Compressor TL4G 230/1/50 for R134 Compressor B38G 230/1/50 for R134a Compressor TL3CN 230/1/50 for R290
31	303975	303975	Conveyor for Niagara 65 R134a
32	1761101603	208080	Condenser fan 120x120x38 230/1/50
34	303546	303546	Conveyor for Niagara 65 R290
36	272026	272026	Anti-vibration plate for compressor
37	3824515	040963	IEC power connector
38	3822714 215789	208160 215789	Main switch green for R134a Main switch black for R290
39	3824929 306645	207955 306645	Thermostat for ice bank R134a Thermostat for ice bank R290
40	815614022	306542	Red light indicator "no water" 230/1/50
41	306552	306552	Terminal block PA80-81
42	305381	305381	Side panel plastic
43	302639 302754	302639 302754	Evaporator for R134a Evaporator for R290
45	1601327 302713	302636 302713	Water coil in stainless steel Water coil in copper
48	2521419	304369	In H2O fitting of the carbonator
49	2521418 2641527 2521479 2641526	304368 304902 304410 207944	In CO2 fitting of the carbonator Probe 112 mm and bushing No return valve Safety pressure valve
50	303547	303547	Bracket for motor Niagara 65 R290
51	303974	303974	Bracket for motor Niagara 65 R134a
52	214571	214571	Adaption kit complete for SISME motor 230/1/5
53	216019	216019	SISME motor 230/1/50
54	213879	213879	Anti-vibration plate for motor

Beskrivelse

55	213803	213803	Narrow bracket for motor
56	213957	213957	Lower bracket for motor
57	1761514002	207937	Brass pump 200l/h 3/8FF
58	305652	305652	Plastic plate for closure
59	305384	305384	Plastic plate with six holes
60	304691	304691	Plastic closure
74	308242	308242	Rear panel complete with plastic handle (standard)
75	308241	308241	Front panel complete with plastic handle
77	301878	301878	Agitator optional with recirculation pump 230/1/50

NIAGARA IN 65 IB ACWG



3		6		
2		5		
1		4		
Rev.	Variazione	Data Rev.	Variazione	Data
Macchina/Modello/i.	NIAGARA IN 65 IB ACWG			Data.
Dis. n°.	Scala.	Descrizione Particolare.	HYDRAULIC DIAGRAM	
Codice.	Formato.	Materiale.		
		Trattamento.	Note.	
		Disegnato da.	Nome File .DWG.	

Beskrivelse

POS:	COSMETAL	CELLI	DESCRIPTION
2	2661711	304953	Gasket
4	2521360	007363	Straight adaptor 3/8M-8 PM010813E
5	2521433	039747	Elbow super seal 5/16 PM030808S
6	056183	056183	Straight super seal SM040808S
7	2521412	304365	Bulkhead connector brass 3/8FF
8	2521371	007444	Bulkhead connector 8-8 PM1208E
9	2801363	088113	Tube 8 mm LLDPE
10	2521364	046156	TEE JG8 PM0208E
12	2521454	046469	Stem Elbow 8-8 PM220808E
13	2521394	007446	Straight fitting 3/8M - Stem 8 PM050813E
14	2521432	304380	Drainage fitting
15	82781169	308960	Carbonating unit with brackets
18	2521362	007362	Straight adaptor 1/4M-8 PM010812E
21	1601327	302636	Water coil in stainless steel
22	2521367	067392	Equal elbow 8-8 PM0308E
23	2521394	304349	Stem adaptor JG 1/4M-8 PM050812E
24	1761514002	207937	Brass pump 3/8FF 200l/h
27	2521515	208095	Water pressure reducer
28	053845	053845	Clip 5/16
29	2521361	011299	Straight adaptor 7/16F-8 PM4508F4S
30	2521504	304433	CO2 pressure reducer double gauge
31	2521365	068555	Straight connector 8-8 PM0408E
57	2521419 2521479	304369 304410	HO2 inlet fitting
58	2521418 2641527 2521479 2641526	304368 304902 304410 207944	In CO2 fitting of the carbonator Probe 112 mm and bushing No return valve Safety pressure valve



FESTIVO
PORKKA

Colia AS - et selskap i Festivo Porkka Group

Gruppen har en samlet omsetning på cirka NOK 500 millioner og sysselsetter omtrent 300 personer. Vi er representert i UK, Sverige, Norge, Øst Europa og Sentral Europa. Hovedkontoret samt fabrikker er lokalisert i Finland.

Alle produktene i Porkka`s sortiment selges kun gjennom Colia AS.
I tillegg importerer vi kjente merkevarer som Migel (Porkka) ismaskiner, Sinofcold, Liebherr, Igloo, Asber, Cosmetal, Vestfrost, Elcold osv.

Vår visjon er å levere produkter med høy kvalitet og yte god service til våre kunder.

°COLIA

Colia AS
Ringeriksveien 16, 3414 Lierbyen

post@colia.no | www.colia.no | +47 66 98 77 77